

Industry and Agriculture



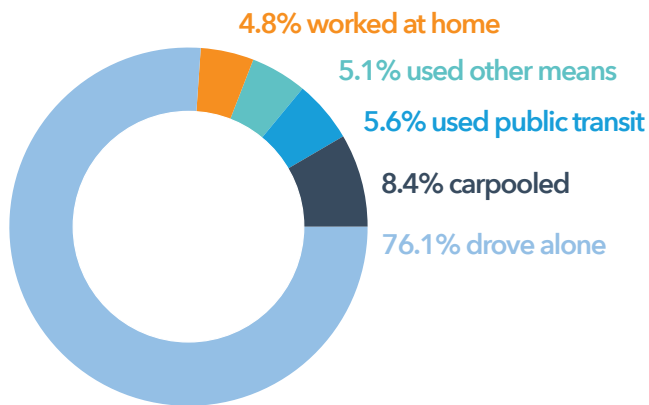
Total Establishments	354,686
Manufacturing Establishments	14,455
Prof, Sci, Tech Establishments	39,830
Largest Industry Employer	Health Care & Social Assistance
Number of Employees	1,029,765
Farms	58,000
Acres of Land in Farms	7,630,000
Top Agricultural Commodity	Milk
Value	\$1.96 Billion

Geography



Lowest Point	Sea Level (Delaware River)
Highest Point	3,213' (Mt. Davis, Somerset Co.)
Land Area	44,743 sq. mi.
Water Area	1,312 sq. mi.
Highway System	120,452 Linear Miles
State Owned	34.6%
Local Municipal Owned	64.8%
Record High (July 9 and 10, 1936)	111°F
Record Low (January 5, 1904)	-42°F

Means of Travel to Work



54.8% of households in Pennsylvania have two or more vehicles.

Government



Governor	Tom Wolf
Lieutenant Governor	Mike Stack
U.S. Senators	Bob Casey Jr. Pat Toomey
U.S. Representatives	18
PA General Assembly	50 Senators 203 Representatives
Persons per Senate Representative	63,067
Persons per State Senator	256,050
Electoral Votes	20

Basic Facts



Nickname	Keystone State
Motto	<i>Value, Liberty, and Independence</i>
Flag	State Coat of Arms on blue field
Statehood	December 12, 1787
Capital	Harrisburg
Counties	67
Municipalities	2,561
State Animal	Whitetail Deer
State Bird	Ruffed Grouse
State Flower	Mountain Laurel
State Tree	Hemlock
State Dog	Great Dane
State Fish	Brook Trout
State Insect	Firefly
State Beverage	Milk
State Fossil	Phacops Rana
State Flagship	U.S. Brig Niagara

Sources: U.S. Census Bureau; Bureau of Economic Analysis; U.S. Department of Agriculture; National Center for Education Statistics; PA Departments of Community & Economic Development, Education, Health, Labor & Industry, Public Welfare, and Transportation; *Pennsylvania Abstract*; *County Data Book Series*.

Pennsylvania Facts

2018



Population



Economics



Housing



Health Insurance



Education



Industry & Agriculture



Government



Geography



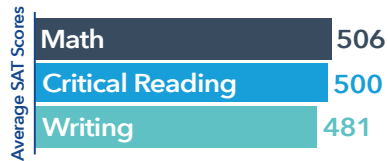
PennState
Harrisburg

Pennsylvania
State Data Center

Education



High School Graduate or higher, age 25+	90.1%
Bachelor's Degree or higher, age 25+	30.8%
Total Public School Enrollment	1,722,619
Total Non-Public Enrollment	250,757
Drop-Out Rate	1.7%
Avg. Teacher Salary	\$66,265
Public School College Bound	66.8%



Housing



Total Housing Units	5,611,995
Total Households	4,937,771
Family Households	3,150,563
Home Ownership Rate	68.5%
Single Family Units	75.6%
Mobile Homes	3.9%
Majority Home Heating Source: Gas	51.7%
Median Gross Monthly Rent	881
Owner-Occupied Homes with a Mortgage	60.3%
Median Value of Owner-Occupied Housing	\$174,100
Unaffordable Housing (≥30% of Monthly Income)	29.0%

Economics



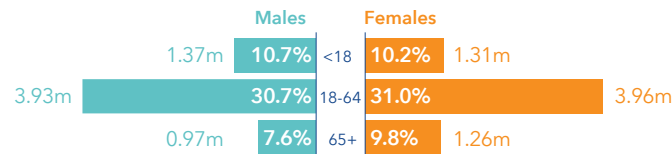
Civilian Labor Force in 2016 (as of 3/13/18)	6,453,000
Unemployment Rate in 2016 (annual avg.)	5.4%
Number of Persons in Poverty	1,592,045
Poverty Rate	12.9%
Gross State Product	\$719.8 Billion

Median Family Income	\$72,313
Median Household Income	\$56,907
Per Capita Personal Income	\$50,742

Population



July 1st, 2016 Estimate	12,784,227
April 1st, 2010 Census	12,702,379
Population Rank Among States	6
Estimated Persons per Square Mile	285.7
Net Natural Increase since 2010	83,072
Net Migration Increase since 2010	11,424



Males	6,261,194	49.0%
Females	6,523,033	51.0%
White	9,848,778	77.0%
Black or African American	1,374,842	10.8%
Amer. Indian/Alaska Native	18,134	0.1%
Asian	433,121	3.4%
Native Hawaiian/Pacific Islander	3,853	<0.1%
Two or more races	204,658	1.6%
Hispanic or Latino (of any race)	900,814	7.0%
Foreign Born	870,913	6.8%
Residents Born in PA	9,251,423	72.4%
Veterans	791,295	7.8%
Residents with a Disability	1,792,479	14.2%
Median Age		40.7

Fun Facts

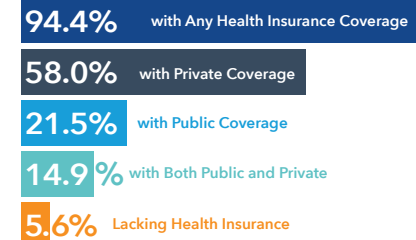


- Pennsylvania's public libraries had a total registration of over 5.4 million persons as of 2015.
- Forest fires (817 total) accounted for over 4,000 acres burned and extinction costs of over \$750,000 in 2015.
- PHEAA awarded over \$380 million in financial aid to over 160,000 students during the 2015-2016 academic year.
- The Pennsylvania Liquor Control Board (PLCB) Association finished fiscal year 2015-2016 with record retail sales of \$2.43 billion.

Healthcare Insurance



Type of Healthcare Insurance



Percent Uninsured by Age

Under 18 Years	4.4%
18 to 64 Years	7.5%
65 Years and Over	0.5%

The number of Pennsylvanians with no health insurance decreased by 41.9% from 2009 to 2016.

Health and Vital Statistics



Birth Rate	10.9
Mortality Rate	10.4
Top 5 Birth Names for Males	Liam, Noah, Mason, Benjamin, James
Top 5 Birth Names for Female	Emma, Olivia, Ava, Charlotte, Sophia
Hospitals	249
Licensed Nursing Homes	702
Physicians and Surgeons	36,084
Registered Nurses	187,524

Find Out More



PennState
Harrisburg

Pennsylvania
State Data Center

777 West Harrisburg Pike Middletown, PA 17057
717-948-6336 | PaSDC@psu.edu | PaSDC.hbg.psu.edu